

# ElitePure Air Purifier

Breathe Continuously Clean Air All Year-Round





## The Importance of Good Indoor Air Quality

It's easy to think of pollution as a problem that just exists outdoors, yet it's the same air containing traces of dust, pollen and other microscopic particles that finds its way inside our homes, offices and enclosed spaces.

To add to this, dust, pet dander, chemicals, airborne illness and allergens are common contaminants already found indoors. In fact, indoor air can be up to five times as polluted as outdoor air!

There is substantial evidence to support the claim that breathing Particulate Matter (PM) is harmful to human health, particularly smaller fractions such as PM10 and PM2.5. Indoor air quality is an increasing concern, especially in the spaces we share with others, so finding ways to circulate and purify the air we breathe is more important than ever.

### Mitsubishi Electric ElitePure Air Purifier – Cleans Air with a Push of a Button

Clean, renew and purify the air inside your home, school or workplace with the Mitsubishi Electric ElitePure Air Purifier. With a compact and portable design, this advanced air purifier uses a high performance 4-Step Air Filtration System to intuitively remove smells, dust, allergens, and other common pollutants. By supplying clean filtered air back into the room with a powerful 508m<sup>3</sup>/h CADR\*, the ElitePure maximises indoor air quality so you can breathe easy, all year-round.



Faster air renewal thanks to its high CADR (Clean Air Delivery Rate).



Optimised control with intuitive air quality sensors.



Compact and easy to move between and around rooms.



Minimum maintenance costs with an estimated filter life of up to 8 years.



Eliminates odours with an Active Carbon Filter.



“We are all aware that regularly cleaning indoor surfaces is an important part of a keeping a healthy indoor environment, but what about cleaning the air we breathe?”



## How Does the Air Purifier Work?

A Mitsubishi Electric ElitePure Air Purifier maintains healthy air circulation indoors by sucking dirty air in and passing the air through a high performance 4-Step Filtration System.

These filters trap pollutants such as dust, pollen and bacteria and supply clean air back into the room. This provides the ultimate peace of mind and ensures a healthier and cleaner living environment.

### Potential Health Benefits

- Relieve symptoms of asthma and allergies
- Eliminate harmful chemicals from indoor environments
- Neutralise unpleasant odours
- Reduce the chance of airborne diseases e.g. viruses and bacteria
- Improve sleep quality

### Perfect Comfort in Any Space

Due to the compact and sleek design the ElitePure Air Purifier can be easily moved and placed discretely in a corner of the room – perfect for those needing a flexible solution that can be easily shifted to wherever clean filtered air is needed most.



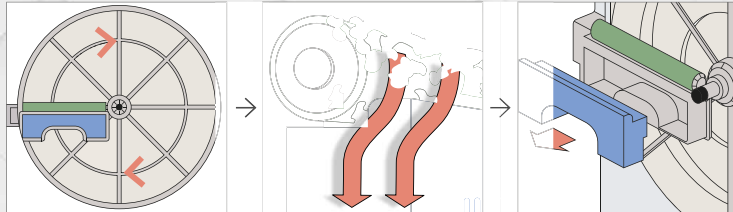




## Next Generation Filtration

The Mitsubishi Electric ElitePure Air Purifier utilises the latest advancements in air filtration technology to clean and deodorise the air, removing more than 99%\*1 of particles unseen to the human eye.

### Pre-Filter Auto Cleaning Function

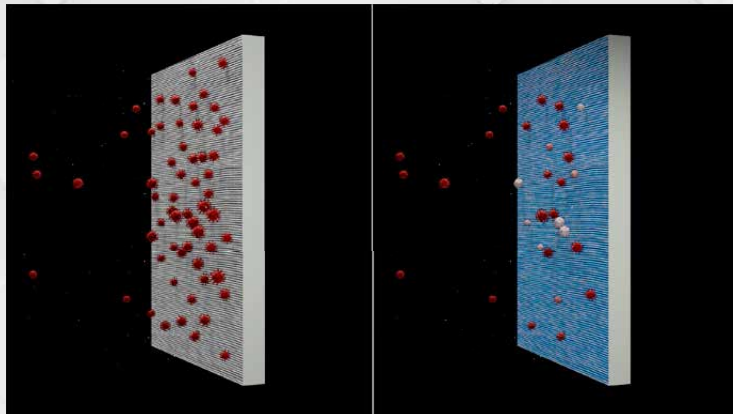


Pre-Filter is rotated.

Dust is removed with a cleaning brush.

Dispose of waste every 4 months.

### High Performance Two-Layer HEPA Filter



Common HEPA Filter.

Mitsubishi Electric HEPA Filter.

### Auto Cleaning Pre-Filter

Effectively traps larger particles such as dust, dirt, pet dander and other allergens, to prolong efficiency of the filter system.

- **Auto Cleaning Function**

The self-cleaning system allows you to maintain efficiency with minimal maintenance. For more stubborn dirt the filter can be removed and easily washed, ensuring consistent performance.

### High Performance Two Layer HEPA Filter

The HEPA Filter removes more than 99% of particles of sizes from 0.1PM to 2.5PM\*2.

- **Unique Antivirus Coating**

Mitsubishi Electric has developed a high performance HEPA Filter that can neutralise up to 99.99% of an airborne virus within 11 minutes due to the special coating of Antivirus agent Toraymicron®\*3.

- **Large Size**

Up to 51% bigger in size than other HEPA Filters in the market\*4.

### Washable Activated Carbon Filter

The Activated Carbon Filter in the ElitePure Air Purifier removes up to 99% of harmful substances\*5. The activated carbon also works to absorb and remove formaldehyde, benzene, ammonia, VOCs, fumes and odours present in the air.

### Deodorising Platinum Catalyst Filter

The Platinum Catalyst Filter combines platinum with nanotechnology to quickly and effectively adsorb any remaining unpleasant odours.

\*1 Tested in accordance with JIS B 9908: 2011.

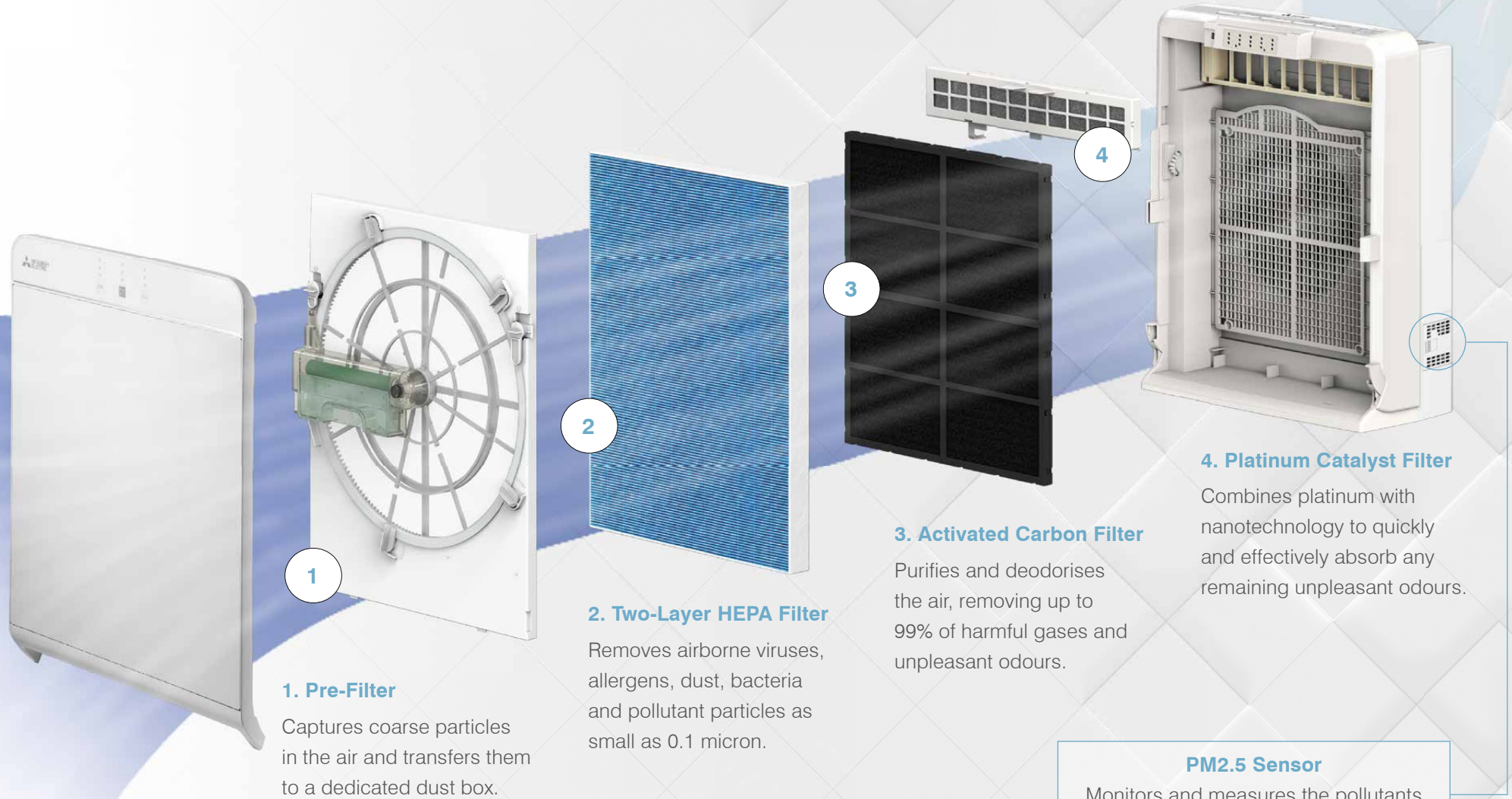
\*2 Tested in accordance to GB/T18001-2008 and GB/T18883-2002.

\*3 Tested in accordance with JEM1467 in a 25m<sup>3</sup> room.

\*4 Based on number of folds found in HEPA Filter.

\*5 Tested in accordance to GB/T18001-2015.

## The 4-Step Filtration Process



“Quiet, quick and powerful air purification without disrupting the things you enjoy.”

**508m<sup>3</sup>/h CADR**

## Surround Yourself with Clean Pure Air

The Mitsubishi Electric ElitePure Air Purifier delivers a generous flow of clean air to ensure rapid, complete filtration in any space.

### Airflow that Fills the Room

One of the main parameters used to establish the effectiveness of an air purifier is the CADR or Clean Air Delivery Rate. The bigger the CADR number the quicker the air purifier is able to clean the air in a room.

Featuring a CADR rating of 508m<sup>3</sup>/h\*1 the ElitePure Air Purifier is one of the most powerful air cleaning air purifiers in the market – making it the ideal solution for highly occupied spaces such as classrooms, offices or large living spaces.

Room Area	Estimated Time to Purify*2	Air Changes per Hour
10 m <sup>2</sup>	6 minutes	21 times
15 m <sup>2</sup>	9 minutes	14 times
20 m <sup>2</sup>	11 minutes	11 times
25 m <sup>2</sup>	14 minutes	9 times
30 m <sup>2</sup>	17 minutes	7 times
40 m <sup>2</sup>	23 minutes	5 times
50 m <sup>2</sup>	28 minutes	4 times
60 m <sup>2</sup>	34 minutes	3 times

\*1 Tested in accordance with IEC 63086-1:2020.

\*2 Estimated time for the E85R to purify the room 2 times, 2.4m height empty room with the Air Purifier on its highest speed setting.



## Whisper Quiet Operation

Starting from a low 22dBA\* the Mitsubishi Electric ElitePure Air Purifier provides you with clean quiet air without disruption and is therefore ideal for living rooms and bedrooms.

### Night Mode

By selecting Night Mode the brightness of the control panel and air quality monitor lights will be lowered for a restful night's sleep.

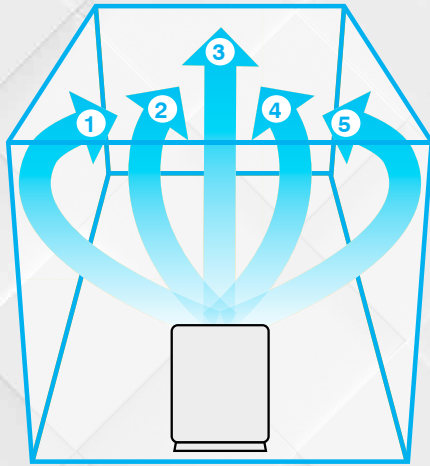
### Multi Speed Settings

Features 5 manual and 3 auto speed modes, such as Turbo Mode for fast indoor cleaning and Silent Mode to operate quietly.

from  
22dBA\*



\* MA-E85R-A in Silent Mode.



## Smart Search Function

Using a Smart Search function and movable louvres, the ElitePure Air Purifier directs airflow into five different directions and simultaneously checks the quality of the air in each direction for 30 seconds.

If the sensors detect any form of pollutants while in this mode, the air will be continuously directed to the location where it senses pollutants until they are filtered from the area.

## Intuitive Air Quality Monitors

The Mitsubishi Electric ElitePure Air Purifier is able to cleverly monitor air quality through three independent sensors to detect odours, PM2.5 particles and dust. Once pollutants in the room are detected, the Air Purifier intuitively adjusts its operation to effectively clean the space.

Traffic light indication clearly displays the quality of air being breathed in.

- **Green means that no pollutants are detected so the air is clean**
- **Yellow means that some pollutants are detected**
- **Red means the air is heavily contaminated with pollutants**

## Easy Filter Maintenance

The Pre-Filter can be cleaned through the Auto Cleaning Function which will collect any dust or dirt particles into the dust box. For tougher substances the Pre-Filter can be washed in water.

The Two-Layer HEPA Filter can be cleaned by using a vacuum cleaner to collect any dust that is sitting on the filter.

The Active Carbon and Platinum Catalytic Filters can be washed by soaking in lukewarm water before being rinsed off and left to dry before being put back into the machine.

Regular filter maintenance will ensure the ElitePure continuously operates at peak performance.



## Specifications

Made in Japan 

Model	MA-E85R-E
Colour	White
Fan Modes	Silent, Low, Mid, High and Turbo
CADR	508m <sup>3</sup> /h*
Air Volume	510m <sup>3</sup> /h
Filtration	4 Step: Pre-Filter, Two-Layer HEPA, Activated Carbon and Platinum Catalyst
Smart Serach Mode	YES
Air Quality Monitor	3 Step: Odour, PM2.5 and Dust
Operation Modes	Normal, Night and Turbo
Sound Ratings (dBA)	Silent 22, Low 27, Mid 33, High 43 and Turbo 55
Dimensions (mm)	425W x 244D x 547H
Weight (kg)	11.9 Gross / 9.9 Net

\* In accordance with IEC 63086-1:2020.

---

**“Ideal for homes, offices, classrooms and medical centers  
to keep indoor air cleaner and healthier.”**

---







Black Diamond  
Technologies Limited



Exclusive New Zealand  
Partner Since 1981

---

### Wellington Head Office

1 Parliament Street  
PO Box 30772  
Lower Hutt 5040  
Phone 04 560 9147

---

### Christchurch

44 Halwyn Drive  
PO Box 16904  
Hornby  
Christchurch 8441  
Phone 03 341 2837

---

### Auckland

Unit 1 / 4 Walls Road  
PO Box 12726  
Penrose  
Auckland 1642  
Phone 09 526 9347



For more information on Mitsubishi Electric Air Purifiers  
please visit our website or call our Customer Service Team.

**[www.mitsubishi-electric.co.nz](http://www.mitsubishi-electric.co.nz) | 0800 784 382**